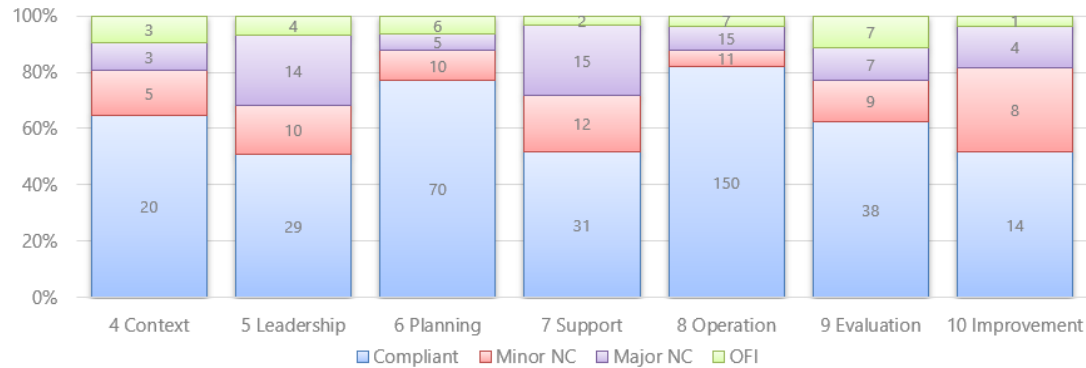


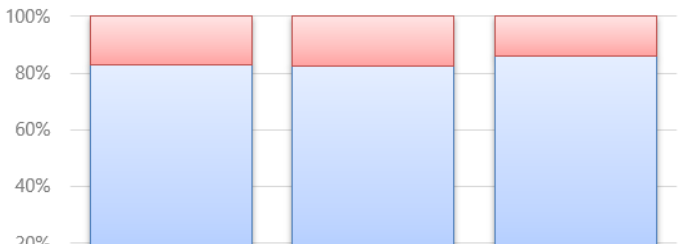
Use this audit checklist to determine the extent to which your integrated management system conforms to requirements by determining whether those requirements have been effectively implemented and maintained. This template will help you to assess the state of your existing management system and identify process weakness to allow a targeted approach to prioritizing corrective action.



Compliance per Domain
This chart displays your organization's conformity to the main clauses of the standards (blue bar). Non conforming requirements are shown as the purple and red bars. OFIs are shown as the green bar.

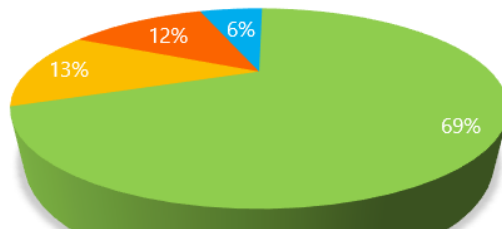
Compliance per Standard

This chart displays the percentage and ratio of various audit non-conformances throughout the requirements of ISO 9001:2015, ISO 14001:2015 and ISO 45001:2018.



Non-conformance Summary

This chart displays the percentage and ratio of various categories of non-conformances throughout the your organization's management system.



	Compliant	Minor NC	Major NC	OFI
4 Context	20	5	3	3
5 Leadership	29	10	14	4
6 Planning	70	10	5	6
7 Support	31	12	15	2
8 Operation	150	11	15	7
9 Evaluation	38	9	7	7
10 Improvement	14	8	4	1
	352	65	63	30

	% Compliant	% Non Compliant
Quality	83.0	17.0
Environmental	82.6	17.4
Health & Safety	85.9	14.1

Compliant	352	124
Minor NC	65	
Major NC	63	
Opportunities	30	